

HOW YOU CAN MANAGE YOUR CHILDREN'S ONLINE ACTIVITIES




Research

Search online: "How to set up parental control on a DEVICE BRAND + MODEL"




Monitor

Check if the settings and rules you have set are working in practice.



Set the stage

Manage parental control and privacy settings to plan what your children should and shouldn't be able to do.



Review

Check what your children are up to by looking at the device, platform, app and browser histories and their social media accounts in an indicative way, so that they feel that you are protecting them rather than controlling their lives.

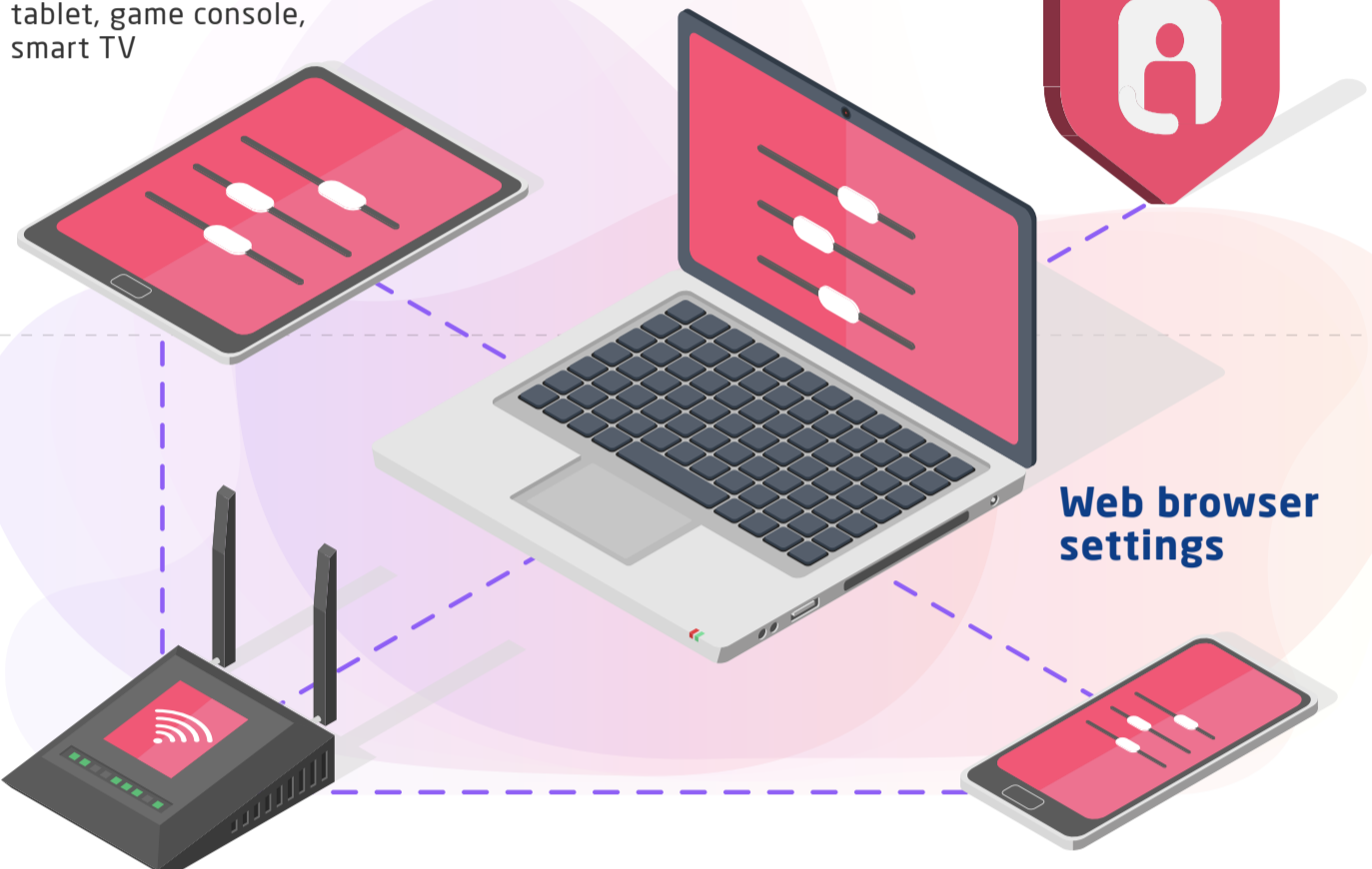
Where You Can Find Parental Controls

Device settings

phone, computer, tablet, game console, smart TV

Third party apps

and programs for parental controls



Router Interface

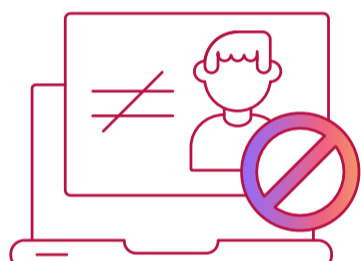
Web browser settings

User settings

of the platforms and the apps you are using

What You Can Do

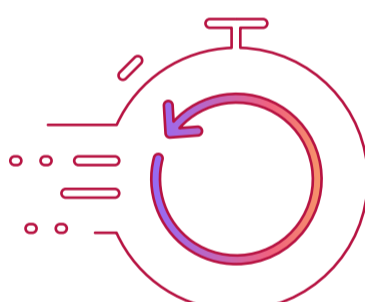
Prevent Unauthorized Use



- **Password-protect**
Use unfamiliar passwords to limit access to devices that should not be used by your children.
- **Give selective access**
Lock certain apps while lending your devices to your children using device settings.
- **Restrict access**
Block certain websites using the parental control settings of the browser or the device.
- **Ask to buy**
Restrict the installation of apps to their devices and make the purchase requests go through you.

Moderate Screen Time

- **Put time limits**
Monitor the total amount of time spent online or on a specific website or an app from device settings.
- **Establish internet free zones**
Make some parts of home and times of the day free of internet by setting up your router, there might be a copy paste error from the restrict access part.



Block Inappropriate Content



- **Filter unwanted content**
Block content that includes certain words and phrases using the settings of the streaming websites and social media platforms.
- **Child-proof**
Use child-safe browsers.
- **Children's view**
Create a separate children account on websites your children can access to block adult content.
- **Turn off auto-play**
- **Limit viewing of random content that could bypass inappropriate content filters.**

Protect Privacy

- **Use private accounts**
Set all of the accounts your children use as private profiles.
- **Disable location sharing**
- **Block location access from the device's privacy settings.**



Eliminate Stranger Danger



- **Block strangers**
Only allow people you know to reach your children's accounts.
- **Block interaction**
- **Disable chat functions of gaming console and the games your children play.**

Always review the parental control settings of a new device you bring home to see what functionalities it has for you to ensure your children's safety.