

CYBER SAFETY TIPS FOR EDUCATORS

8 million*

Malware incidents happened in the educational sector from July to August 2020.

*Microsoft Global Activity Tracker

Tips to protect yourself and your students from cyberattacks

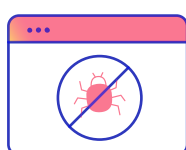
Put a password on files that contain your students' personal information as an extra layer of protection.




Enable two-factor authentication, and always keep track of when and where you log in to your accounts.



Protect your device with an antivirus to detect viruses or malwares, and guide your students do the same.



Use end-to-end encrypted communication to prevent intrusion.



Implement the Least Privilege Principal while sharing documents with students.



Back up student data, if they are on your device.



Verify the legitimacy of e-mails before opening them or downloading their content, and guide your students to do the same.



Use cloud service for document sharing.



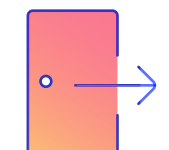
Don't use a public WiFi network on the device where you save all your students' information.



Use your professional e-mail for work and not your personal one.



Change your passwords frequently and use strong ones, whether for your professional e-mail or device you use for work.



Log out from all accounts once you're done.



Use well known platforms that guarantee the students' privacy while collaborating online.



Avoid using flash drivers to share data with your students.



Follow your institution's cybersecurity measures and policies.



Provide your students with safe and trustworthy website suggestions on cyber-security measures.



Keeping yourself and your students from cyberattacks is a challenging but necessary habit to be practiced to ensure a secure educational environment.