

MOTC



سيف سبيس
Safe Space

Salem & Salma

Reading Guide

Lego Forts or Screens?

My Healthy Online Practices












Scan the code to watch
our fully animated series on
www.safespace.qa



Salem & Salma

My Healthy Online Practices

Lego Forts or Screens?





BEFORE YOU READ

Before reading *Lego Forts or Screens?*, ask the children some questions on what they expect the comic to be about based on the title and the cover page.

- Why do you think Salma looks tired?
- Based on the title, what do you expect this comic to be about?



WHILE YOU READ

While reading the comic, make a poof sound when Nour and Hakeem appear, pointing at them, then mention their names.

Change your voice whenever you switch between characters. When it's Hakeem's part, speak in a wise, slightly chastising tone. When Nour is speaking, use a calm, composed tone.

Make sure to morph your facial expression to mimic that of the characters. For example, when Salma is startled by Salem calling her name loudly, you should pretend to be startled as well.



AFTER YOU READ

After you've finished reading the comic, ask the children some questions to gauge their understanding. Some questions you can pose would be:

- Why did Salma turn down Salem's invitation to build a Lego fort?
- Why did Nour think that Salma had spent enough time on the tablet that day?
- Do you prefer to spend time on your electronics rather than doing other activities? Why or why not?
- What do you think of Salma telling Salem to text her instead of speaking to him directly?
- Have you experienced tiredness from staring at a screen for a long amount of time? If so, describe how that felt.
- What did you learn from what happened with Salma and Amina?



BEYOND THE COMIC

On a sheet of paper, help your child draw a table similar to what you see below.

Day of the week	Number of hours of screen time

Let your child fill out the day of the week then hang this sheet somewhere visible (for example, on the fridge). Every night, let your child note down the amount of hours they have spent on screens throughout the day, and applaud them on the days when their screen-time is less than their usual average. **Not only will this help you gauge the amount of hours your child spends on electronics, but it will also help them track those hours and gain a better quantitative understanding of them.**